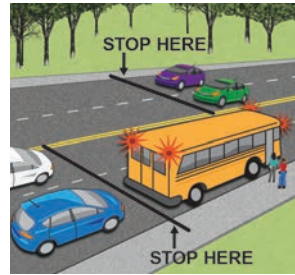


## *School, Church or Worker and Public Transit Buses*

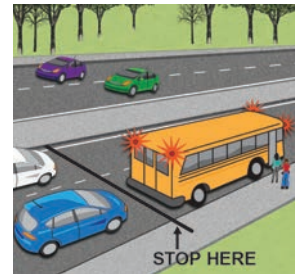
### **School Buses**

School buses have flashing amber and red lights near the top of the bus on the front and rear. They may be equipped with a stop arm that extends from the bus near the driver's window when the red lights begin to flash.

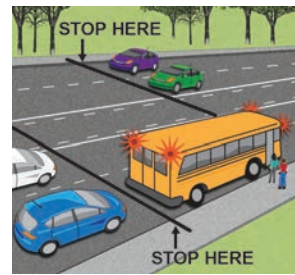
Flashing amber lights warn traffic that the bus is about to stop on the road to load or unload children. Prepare to stop. When the red lights flash, stop before reaching the bus and remain stopped until the driver turns off the flashing red lights.



If you are on a divided highway with two roads separated by an unpaved median strip or barrier, you must stop only if you are on the same side of the road as the bus.



A painted median strip or turn lane does not create two separate roads. In this case, all lanes of traffic must stop.



### **Church or Worker Buses**

Flashing amber and red lights are permitted on church and worker transport buses. If the bus turns on flashing amber or red lights, you must treat these lights the same as you would a school bus.